



TRAIN TOUR P.5



CUSTOM KIT P. 17



END OF THE ROAD...
PAGE 3



ROUNDBOUNT...THIRTY YEARS



NICK ZWAGER PHOTO

ROUNDBOUNT
A Monthly Publication of the
Old English
Car Club
of British Columbia

LAMB'S ST. GEORGE'S DAY SHOW
2025 PAGE 21



ROAD MAP



PAGE 1	ROUNDBOUT COVER
PAGE 1	ROUNDBOUT COVER
PAGE 2	ROAD MAP
PAGE 3	FROM THE EDITOR'S DESK
PAGE 4	COVER STORIES: 30 YEARS OF ROUNDBOUT
PAGE 5	OECC ONLINE
PAGE 6	MASTER MODEL RAILROADING TOUR
PAGE 17	CLEVER CLOGS- CUSTOM GLOVEBOX
PAGE 21	ST. GEORGE'S DAY CAR SHOW
PAGE 25	THE INSIDE STORY
PAGE 26	AROUND THE CORNER
PAGE 34	HAPPY MOTORING!

FROM THE EDITOR'S DESK

LES FOSTER



oeccroundabout@gmail.com

This seems like déjà vu all over again, as the saying goes, but not for the first time, I'm announcing that this is the last issue of the Roundabout, at least for the foreseeable future.


That is not an easy statement for me to make and it brings me little joy, for the Roundabout has always been my baby. I conceived it in 1996 and though I haven't been its Editor all the way through the 30 individual years in which it has been published, I watched it with fatherly concern as it has grown and flourished with our Branch. I contributed to it along the way, helping when needed but standing back to give it its own space to grow and change over time. I've loved the last several years with it 'back at home' but it's time to let go now. I have other interests that I know will never get the attention they deserve unless I shift my creative focus to them. At an age when buying green bananas could be seen as an expression of optimism, time seems ever more valuable.

I hope that I can satisfy a bit of my creative drive and fill the communication gap with an increased chronicling of our Branch activities through our Facebook Group. Though I've always regarded the Roundabout as the historical archive of our Branch, there is also a nagging feeling that the age of written publications and the attention spans needed to appreciate them is drawing to a close.

The JOB VACANCY is hereby posted! Nothing would please me more than to see someone step up and assume the Editorship. It's given me far more than it has taken. -Les Foster



OECC ONLINE



<https://oecc.ca/vancouver-coast-branch/>

<https://oecc.ca/events-calendar/>

Curious about our great 2,600+ member OECC FaceBook Group?
Not sure how to join it? Open this link to find step by step
instructions on setting up your account:

<https://www.facebook.com/help/mobile-basic/>



Check out your new Best Friend: our oecc.ca website!

You'll find a wealth of information on the Club and our local Branches, view or place free Classified Ads, join or renew your membership (members log-in and access our Roster), see coming events, read our newsletters and more!

Regalia

From shirts to hats to badges and even mugs, look your best when you drive up to take part in one of our events.

Check out the Regalia page on our website or contact Marilyn Tarry for more info.

tarmarog2006@gmail.com



https://www.oecc.ca/catalog_regalia.htm



VCB MARCH TOUR: MASTER MODEL RAILROADING!

LES FOSTER


OECC - VANCOUVER COAST BRANCH EVENT

Come join us on Saturday, March 8 between 10:00 am - 2:00 pm when we visit the home of Mike Chandler for a look at the intricate hobby of model railroading!

Mike, just like his model railroad, is among the hobby's elite in every sense. He was awarded Master Model Railroader by the National Model Railroad Association in 2013, a designation that has been given to around 700 people since the Master Railroader program started in 1960.

What are you waiting for?

Go to the OECC website at: <https://oecc.ca/> and click on the Events menu item for March 8 for more information. Follow the steps outlined in the Event details to ensure you book your time slot!



OECC Vancouver Coast Branch club members enjoyed a tour of Mike Chandler's incredible model railroad in New Westminster on March 8th. Mike and his wife, Xi (Sheena), also owners of a beautifully preserved all-original Austin Healey, graciously invited us for a tour that lasted nearly 3 hours. Many of us could have stayed all day as it was so interesting!

The railroad is a 'point-to-point' system rather than a display type, i.e. trains run from one destination to the other rather than in a continuous loop. Mike was assisted by friends, Dave and Rick, in explaining how the layout was constructed (virtually everything was scratch-built by Mike) and how it is

operated to strict railroad rules and protocols as they were in the mid-1930s, the period modelled. A former railroad dispatcher who resides in Calgary sends train orders by telephone to the dozen or so enthusiasts required to operate the system, and trains are made up, scheduled, and sent out with 4 or 5 trains operating simultaneously. This requires strict adherence to rules and procedures to avoid conflicts. It's real railroading in miniature! It's fascinating and a real piece of engineering, art, and organization!

Thanks to all who attended and to our hosts who received the coveted OECC coffee mugs as a token of our appreciation.

See more at: <https://www.cbc.ca/news/canada/british-columbia/mike-chandler-s-master-railway-1.2417596>

MASTER MODEL RAILROADING! (cont.)




L to R:) Les Foster, Tour Organizer, Mike Chandler Master Modeller), Sheena Chandler, and Model Railroaders Dave and Rick



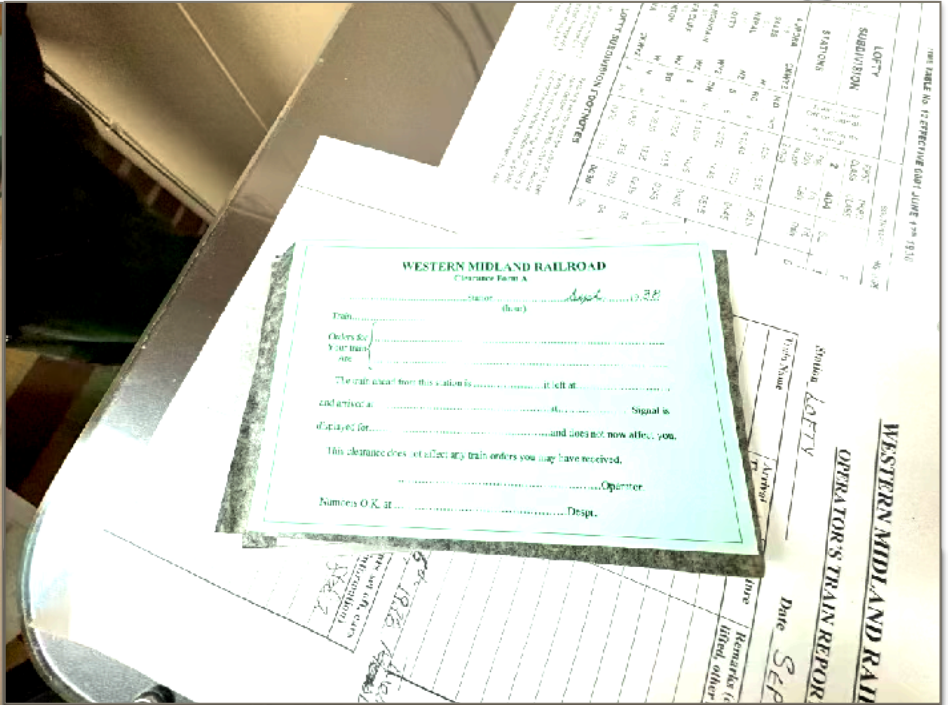
Nearly every structure and scene is handbill down to the individual nails in a trestle!

Cont. P.8)

MASTER MODEL RAILROADING! (cont.)



The Clocks have been modified to cover a "day" in just 6 hours!



When the Train Dispatcher from Calgary is not available, trains can receive their orders from this control centre in an adjoining room.

MASTER MODEL RAILROADING! (cont.)



Mike describes to Bence McIntyre how he cuts rail stock to length and nails it to each handmade tie lay rail on a roadbed before adding real gravel ballast!




MASTER MODEL RAILROADING! (cont.)




Mike gave us a lesson in water towers for the steam locomotives: Conventional open tanks on legs are the norm in warmer regions but enclosed towers with a furnace inside were required in colder areas to prevent freezing.






As the focus of this road is on its operation, the rolling stock and motive power are, in all but a few cases, kit -built. The creative efforts go into the scenery and buildings and circuitry. Nonetheless, the cars and engines are things of beauty, too, skillfully painted and furnished with actual scale ‘loads’. The scene and the method of operations is set in 1938 on the mythical ‘Western Midland Railroad’.



The Fuel Depot, above, is an example of one of the few kit-built structures on the layout.

MASTER MODEL RAILROADING! (cont.)

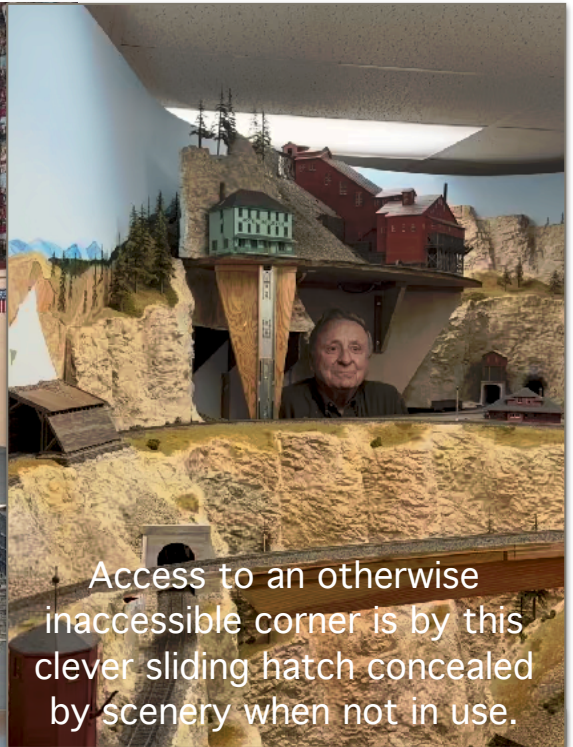


Trestle spans a gorge! The box contains Train Orders for this section.

MASTER MODEL RAILROADING! (cont.)



MASTER MODEL RAILROADING! (cont.)



MASTER MODEL RAILROADING! (cont.)



CLEVER CLOGS: CUSTOMIZED GLOVEBOX TOOL TRAY

JAMES BOND

The original Aston Martin Vanquish (2001-2004) has a glovebox tray containing an aluminum-covered notepad embossed with the Aston Martin logo, a mini flashlight, a tire gauge, a Leatherman multi-tool, and a Lamay pen. This tray feature was removed in the 2005-2007 Vanquish S model and not reproduced for any other Aston Martins.



ORIGINAL GLOVEBOX

Today, a glovebox tray and tool set is extremely difficult to find; three of the five tray items are no longer produced, and if a set is found, the price will be what the seller wants.

When I purchased my Vanquish, I did not know that the glove box tool tray and tools had been removed. I was disappointed, but I also knew that I had an opportunity to make and customize my own tray with available and affordable items.

WHY? Glove boxes are usually disorganized places. When looking for something, I would empty the glovebox onto the passenger seat only to discover that the item I was looking for was not there. The contents would then be shovelled back into place. I might then walk to the trunk and conduct another search only to discover that the item was not in the car. A glove box tray visually displays which objects are present and which are not. It can be made and assembled with objects that the owner wants and can afford, subject to space limitations, of course.

GLOVEBOX TOOL TRAY (cont.)

WHAT? For my tray, I decided to obtain the following items. My decision was governed by the available space and what I wanted to have at hand. These are:

(1)MAG mini flashlight (2) Leatherman Sidekick multi-tool (3) Hardcover notebook
(4) Pocket knife (5) Leatherman Micra multi-tool (6) Tire gauge (7) Lamay pen
(8) Three Aston Martin lapel pins to glue on objects for a professional factory-like appearance

(2)LIST OF MATERIALS USED:

1 sheet of paper and scissors

Pencil, pen

1 foam kneeling pad

Box cutter and blades

Soft cloth in a colour and material of your choice

Elmer's rubber cement (test the cement on the foam pad to ensure compatibility)

HOW?

Empty your glovebox and put the sheet of paper inside. Press down on the paper, making creases and shapes in the configuration of the glovebox interior. Remove the paper and use a pencil to trace the shape of the glovebox interior bottom. Use your scissors to cut the paper to shape and re-place the cut paper inside to ensure a fit. Trim the paper as required to make a template.

Place your chosen tools on the paper template and arrange them for fit. This may take several different arrangements. When the positioning is finalized, use a pencil to trace the shapes of the objects. Use scissors or a blade to cut out all of the traced shapes.

GLOVEBOX TOOL TRAY (cont.)

Place the template on the foam kneeling pad, trace out all shapes, remove the template, and cut out all shapes using blades. Test fit all objects in the tray and trim as needed.



GLOVEBOX TOOL TRAY (cont.)

Place the tray on a flat, firm surface and apply glue to the upper surface. Place your chosen cloth and weigh it down with a flat, heavy object until the glue dries. While waiting, apply lapel pins to objects with glue. (The pins require a trim to remove the attachments on the back.)

Once the glue is dry and the cloth is firmly attached, cut the cloth down the middle of all openings and fold the cloth over the edges. Attach the folding pieces with glue.

Put glue on the side of the tray and attach the cloth to ensure a uniformity of colour. Trim the sides. Press fit the tray into the glove box.

This addition to the Aston Martin is totally reversible and requires no alteration to the glove box. I have moved all other additional items to a storage area in the armrest. The cost of materials for tray construction was approximately \$40, but the variable cost is based on my decision to include name-brand, quality tools. Still, the total cost was approximately 1/3 the cost of an original Aston Martin tray and contents, assuming, of course, that one can be found.



James Bond is a member of the Old English Car Club, Aston Martin Owners Club, and the Langley Area Mostly British Car Club. A 2004 Aston Martin Vanquish and a 2011 Land Rover LR4 are his current British vehicles.

LAMB'S ST. GEORGE'S DAY CAR SHOW

NICK ZWAGER



ALTHOUGH THIS WAS A LAMB EVENT
MANY OECC MEMBERS PARTICIPATED TOO!



LAMB ST. GEORGE'S DAY CAR SHOW
SUNDAY APRIL 20, 2025
FORT LANGLEY BC
<https://lambcarclub.org/>



ST. GEORGE'S DAY CAR SHOW (cont.)



ST. GEORGE'S DAY CAR SHOW (cont.)



ST. GEORGE'S DAY CAR SHOW (cont.)




THE INSIDE STORY

124 M.P.H. WITH A 'VINTAGE' LOOK



New for 1969 is the powerful super sports Morgan with a Rover vee-8 cylinder engine which develops 160 b.h.p. and gives at top speed 124 m.p.h. An attractive feature is the 'vintage' body style; this is based on a wooden framework covered with steel sheet. The detachable body is mounted on a solid steel chassis. The drive from the new vee-8 cylinder engine is taken through a four-speed gearbox to the bevel and crown wheel gears of the back axle. From a standing start the Morgan can reach 70 m.p.h. in 7½ seconds, a thrilling experience. Disc brakes are fitted on all four wheels. The two seats are separate and adjustable with the folded hood stowed behind, at the rear is the 13½-gallon fuel tank. Petrol consumption varies from 31½ miles per gallon at 30 m.p.h. to 17½ miles per gallon at 100 m.p.h. Don't be deceived by the car with the 'vintage' body look because it can do 124 m.p.h. — 'a new wine in an old bottle.'

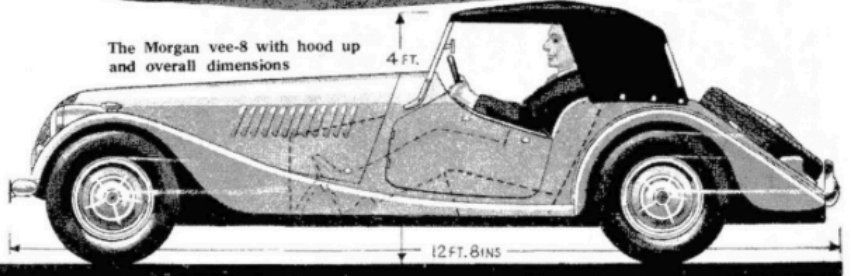


ASHWELL
WOOD

KEY TO NUMBERED PARTS

- 1. Steel chassis on which the wooden framework of the body is mounted.
- 2. Rear disc brakes, also drum type parking brake.
- 3. Rear axle spring dampers.
- 4. Fuel tank—13½ gallons.
- 5. Hood folded.
- 6. Bevel and crown wheel back axle drive.
- 7. Side-door. Steel sheet covers the wooden framework of the body.
- 8. Collapsible steering wheel.
- 9. Rear view mirror.
- 10. Gear change lever.
- 11. Heater to foot warmer in cockpit.
- 12. Carburettor air filter.
- 13. Twin carburettors.
- 14. Air filter air intake.
- 15. Electricity alternator.
- 16. Rover vee-8 cylinder engine.
- 17. Exhaust manifold.
- 18. Steering arm universal joint.
- 19. Light alloy disc wheels.
- 20. Front disc brakes.
- 21. Coil spring suspension with telescopic dampers.
- 22. Cam gear steering box.
- 23. Radiator.
- 24. Radiator air grill.
- 25. Headlamps.
- 26. Spotlamps.

The Morgan vee-8 with hood up and overall dimensions





AROUND THE CORNER



FOR MORE EVENTS LISTINGS SEE THESE WEBSITES:

<https://www.autoeventlist.com/> (BC,AB,NW USA)

<https://westernpacificcruisecalendar.com/>
(Western Canada/USA)

OECC EVENT LISTINGS:

<https://oecc.ca/events-calendar/>

<https://oecc.ca/vancouver-coast-branch/>

OECC - VANCOUVER COAST BRANCH

CARS & COFFEE

Everyone Welcome!

TIDEWATERS PUB
10190 RIVER ROAD, DELTA
WEDNESDAYS AT 10:00 AM



Our new VCB Cars & Coffee venue at Tidewaters Pub, 10190 River Road in North Delta, is proving very popular with good turnouts every Wednesday. Come on out and join us at 10 AM!



THE VCB NEEDS YOUR INPUT!

IF YOU KNOW OF A COLLECTION, SHOP, INDUSTRIAL SITE, OR WHATEVER, OR EVEN YOUR OWN PROJECT OR GARAGE THAT YOU THINK WOULD MAKE A GOOD TOUR FOR OUR BRANCH, LET AL GOODMAN KNOW AT:

allan3089@shaw.ca



AROUND THE CORNER



EVENT SCHEDULE AND MORE AT THE SCCBC WEBSITE:

<https://www.sccbc.net/calendar/schedule/>

SUNSHINE COAST, BC

4th Annual!
All British Field Meet

Saturday May 3, 2025
Commencing at Noon

The Bricker Cider Co.
6642 Norwest Bay Road, Sechelt, BC
(no parking on Norwest please)

Open to the Public! *Cider and food for purchase!*

Interested in showing?
scottebroughton@gmail.com

"Drive It Day" is intended to show the motoring public that there are cherished classic cars that are still being maintained and driven regularly, and the owners are contributing to the varied life in British Columbia.

We look forward to seeing your Club members and their cars on May 3rd. If they are not able to join us, they should Drive It anyway!

Thank you,
Peter Tilbury
2025 CCMGC President

Canadian Classic MG Club and Canadian XK Jaguar Register

cordially invite members of
The Old English Car Club
to join us on

"Drive It Day!"

(a run of 60 kms/40 miles for all makes of classic cars)

Saturday, May 3rd, 2025

Starting from **Fort Langley National Historic Site**
at **11.00am**
Finishing at the **Captain's Cabin Pub, Mission**, for lunch

Please pre-register by email to:
membership@jaguarmg.com **before April 29th** indicating

- make and model of your car
- the number of people for lunch

Participants are asked to bring a food or cash donation to the start for the Surrey Food Bank

For more information:
Call Peter Tilbury (604 889 5067)

scottebroughton@gmail.com

604-889-5067



AROUND THE CORNER



It's time to "Save the Date" for the third annual British Cars at Summerhill show. We will gather at Summerhill Pyramid Winery on May 4th.

More event details will be available February 1st on the Okanagan British Car Club website. Registration for the show will open on February 1st via the OCBB website www.obcc.ca/summerhill



May 4 2025
3rd Annual
British Cars at
Summerhill

SUMMERHILL PYRAMID WINERY
Kelowna, BC

SAVE THE DATE

Details to Follow
February 1 2025
visit
www.obcc.ca/Summerhill
for all the details



Okanagan British Car Club



**VANSDUSEN GARDEN
VANCOUVER B.C.
SATURDAY
MAY 17TH, 2025**



- 2025 ABFM Car Entry Form
 - 2025 ABFM Motorcycle Entry Form
 - 2025 ABFM Sales Corral Entry Form
 - 2025 Swap Meet Booths
 - ABFM 2025 Valuation & Trends Seminar
 - 2025 ABFM Roads Unknown Drive: Sunday, May 18
 - ABFM 2025 Sponsorship Opportunities
 - 2025 Vancouver ABFM Host Hotel
 - 2025 Upcoming Events
 - 2024 Vancouver ABFM Classes and Sponsors' Awards
- CLASSIFIEDS: FOR SALE/WANTED ABFM Photos/Videos/Media Links



<https://www.westendriver.com/?>



AROUND THE CORNER



2025 Leavitt Machinery Knox Mountain Hill Climb - May 17th & 18th

We are well underway planning the 66th running of the historic Leavitt Machinery Knox Mountain Hill Climb in Kelowna BC. This year's event will be held on the May long weekend, May 17 & 18, 2025. Driver Registration is live on MotorsportReg!



<https://www.knoxmtnhillclimb.ca/>

THE BCHRA PRESENTS THE

WEST COAST Swap Meet

Back to Cloverdale
May 30 & 31 2025
 email: swapmeet@bchra.ca

Vendor Booths \$55 <small>Inside 10'x20' Outside 10'x20'</small>	Friday 7am -1230 Set up
Public Entry \$12	Friday 1 pm - 9 pm
	Saturday 8 am -3 pm

Parking: By donation to the Surrey Firefighter Volunteer Society

Email: swapmeet@bchra.ca



<https://www.surrey.ca/news-events/events/cloverdale-fairgrounds>



AROUND THE CORNER



OEEC VANCOUVER COAST BRANCH & AUSTIN HEALEY OWNERS ASSOCIATION OF BC



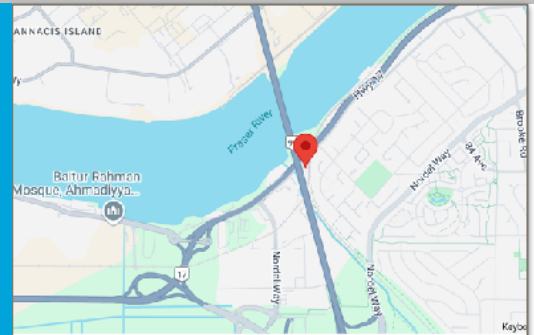
TIDEWATERS PUB BRITISH CAR SHOW



**SUNDAY JUNE 1ST, 2025 AT TIDEWATERS PUB
ASSEMBLE 9:30 AM
SHOW: 10 AM-2 PM
ALL BRITISH CARS WELCOME!
HOT DOGS, REFRESHMENTS!**

Tidewaters Pub
10190 River Road, Delta, British Columbia
V4C 2R3, Canada
Ph: 604-589-2000
Fax: 604-589-2002
Email: tidewaterspub@gmail.com

[https://
www.google.com/
search?
q=tidewaters+pub](https://www.google.com/search?q=tidewaters+pub)





AROUND THE CORNER



9th Annual British Invasion - Car Show

Saturday June 7, 2025- 10 am to 3 PM

Douglas Park – Langley BC

5409 206th Street

Live Music

Dash Plaques for first 50 cars

All British Cars Welcome – But LIMITED Space!

Pre-Registration is recommended

Information and Registration:

<https://oecc.ca/events/british-invasion-car-show-961/>

or call Gerry at 604 240 1847

**\$20/car with Proceeds to Surrey North Delta Meals
on Wheels**





AROUND THE CORNER



<https://fvccs.ca/>



EVENT DATE & TIME
Sunday, June 8/2025
10:00 AM

CORNER OF CAEN & DIEPPE
Lot #7 - Chilliwack, BC



CONTACT MIKE
604-316-1175
OR BRUCE
604-792-9689

FVCCS
FRASER VALLEY
Classic Car Show

**ENTER TO WIN A
2005 MINI CONVERTIBLE**

IN SUPPORT OF
CHILLIWACK GENERAL HOSPITAL

Fraser Valley Health Care
FOUNDED 1912

TICKETS
1 FOR \$5
3 FOR \$10
7 FOR \$25

Draw Date: June 8, 2025



AROUND THE CORNER

🇬🇧 The British are coming! 🇬🇧

Make sure to mark your calendar.....SUNDAY, JULY 13TH, 2025 10AM- 3PM. This will be our 23rd event (sadly lost 2 year to covid). All profits go to the Ladysmith Food Bank. Looking forward to another fantastic event. See you in July! 🇬🇧 🚗

Sunday - July 13
10am - 3pm

Central Island Branch



BRITTS ON THE BEACH






Transfer Beach Park, Ladysmith BC

First come first park	Vehicle admission by donation to Ladysmith
No pre-registration	Food Bank (cash or non-perishable food item)
Limit <u>250</u> British vehicles (cars, trucks, motorcycles)	

For more info visit www.oecc.ca/events or watch for us on Facebook

HAPPY MOTORING!



*FAREWELL ROUNDAABOUT-
IT'S BEEN A GREAT RIDE!*

Pixala